



2025 Country profile

# Croatia


World ranking  
135 of 152 countries ▼ 14

Europe ranking  
18 of 31 countries ▼ 1

Mediterranean & Black Sea ranking  
23 of 26 countries ▼ 1

2025 IUU Score

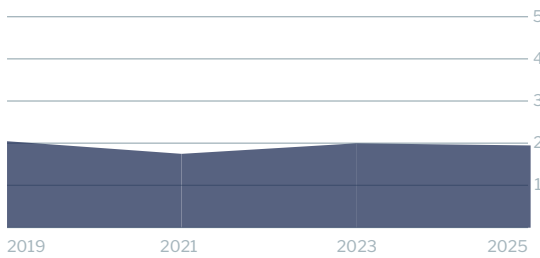
**1.97**



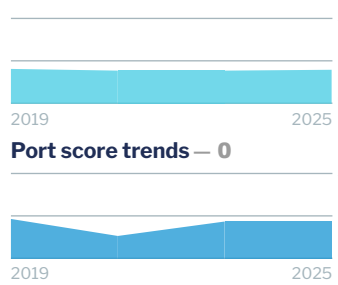
2.00 Coastal  
1.63 Flag  
2.22 Port  
2.07 General

IUU score trends

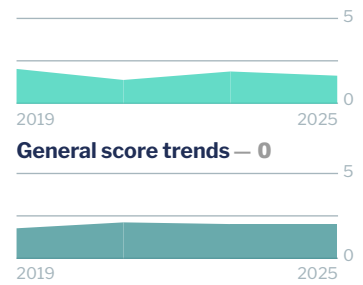
2023 - 2025 change ▼ 0.05



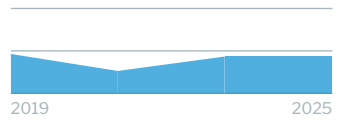
Coastal score trends ▲ 0.06



Flag score trends ▼ 0.25



Port score trends — 0



General score trends — 0



Note: Higher scores closer to 5, and ranks closer to 1, indicate worse/poor performance. Green or red arrows show change in 2025 compared to 2023

## Coastal score

**2.00**

▲ 0.06

## Coastal score by vulnerability

**2.33**

▲ 0.16

Related Indicators	2025	2023	2023-2025 change	2021
Size of EEZ	2.0	2.0	— 0	2.0
Agreement over all maritime boundaries	5.0*	5.0	— 0	5.0
Dependency on fish for protein	3.0	2.0	▲ 1.0	2.0
Authorise foreign vessels to operate in EEZ	1.0*	1.0	— 0	1.0

\* indicates that scores from an older version of the Index have been used due to 2025 data not being available.

## Coastal score by prevalence

**2.60**

— 0

Has MSC-certified fisheries	5.0	5.0	— 0	5.0
Views of MCS practitioners on coastal compliance incidents	1.0	1.0	— 0	1.0

## Coastal score by response

**1.00**

— 0

Coastal State is contracting party or cooperating non-contracting party to all relevant RFMOs	1.0	1.0	— 0	1.0
Operate a national VMS/FMC centre	1.0*	1.0	— 0	1.0

\* indicates that scores from an older version of the Index have been used due to 2025 data not being available.



**Flag score** 1.63 ▼ 0.25

**Flag score by vulnerability** 3.00 – 0

Related Indicators	2025	2023	2023-2025 change	2021
Distant water vessels on RFMO RAVs	4.0	4.0	– 0	4.0
Distant water vessels under several RFMOs	2.0	2.0	– 0	1.0

**Flag score by prevalence** 1.00 – 0

Vessels on IUU lists	1.0	1.0	– 0	1.0
View of fisheries observers on flag state compliance incidents	1.0	1.0	– 0	1.0
Views of MCS practitioners on flag state compliance incidents	1.0	1.0	– 0	1.0

**Flag score by response** 1.33 ▼ 0.67

Accepted FAO Compliance Agreement	1.0	1.0	– 0	1.0
Registered vessels with foreign or unknown ownership	4.0	4.0	– 0	2.0
Provision of vessel data for inclusion in Global Record	1.0	1.0	– 0	1.0
Compliance with RFMO flag state obligations	1.0	3.0	▼ 2.0	1.0
Flag State is contracting party or cooperating non-contracting party to all relevant RFMOs	1.0	1.0	– 0	1.0

Indicator “Authorised vessel data provided to FAO HSVAR” used in 2019 was changed to “Registered vessels with foreign or unknown ownership” from 2021.

**Port score** 2.22 – 0

**Port score by vulnerability** 5.00 – 0

Related Indicators	2025	2023	2023-2025 change	2021
Number of fishing ports	5.0*	5.0	– 0	4.0
Port visits by foreign fishing or carrier vessels	5.0*	5.0	– 0	1.0

**Port score by prevalence** 1.00 – 0

Views of MCS practitioners on port compliance incidents	1.0	1.0	– 0	1.0
View of fisheries observers on port compliance incidents	1.0	1.0	– 0	1.0

\* Indicates that scores from an older version of the Index have been used due to 2025 data not being available.

## Port score by response 1.75 – 0

Related Indicators	2025	2023	2023-2025 change	2021
Party to the PSMA	1.0	1.0	– 0	1.0
Designated ports specified for entry by foreign vessels	1.0*	1.0	– 0	1.0
Compliance with RFMO port state obligations	3.0	3.0	– 0	1.0

\* indicates that scores from an older version of the Index have been used due to 2025 data not being available.

## General score 2.07 – 0

### General score by vulnerability 1.89 – 0

Related Indicators	2025	2023	2019-2021 change	2021
Trade balance for fisheries products	1.0	1.0	– 0	1.0
Share of global imports	1.0	1.0	– 0	1.0
Perception of levels of corruption	3.0	3.0	– 0	3.0
Gross national income per capita	2.0	2.0	– 0	2.0
Volume of catches	1.0	1.0	– 0	1.0

### General score by prevalence 1.00 – 0

Carded' under the EU IUU Regulation	1.0	1.0	– 0	1.0
Identified' by NOAA for IUU fishing	1.0	1.0	– 0	1.0
Mentions of IUU fishing in media reports	1.0	1.0	– 0	1.0

### General score by response 2.71 – 0

Mandatory vessel tracking for commercial seagoing fleet	1.0*	1.0	– 0	1.0
Demand for MSC products	3.0	4.0	▼ 1.0	4.0
Ratification/accession of UNCLOS Convention	1.0	1.0	– 0	1.0
Ratification/accession of UNFSA	1.0	1.0	– 0	1.0
Mentions in media reports to combatting IUU fishing	5.0	4.0	▲ 1.0	5.0
Have a NPOA-IUU	5.0*	5.0	– 0	5.0
Market State is contracting party or cooperating non-contracting party to relevant RFMOs	1.0	1.0	– 0	1.0

\* indicates that scores from an older version of the Index have been used due to 2025 data not being available.