



2025 Country profile

Honduras

World ranking
37 of 152 countries ▲ 7


Caribbean & Central America ranking
1 of 21 countries ▲ 3

West Atlantic ranking
5 of 29 countries ▲ 2

Eastern Pacific ranking
5 of 13 countries

2025 IUU Score

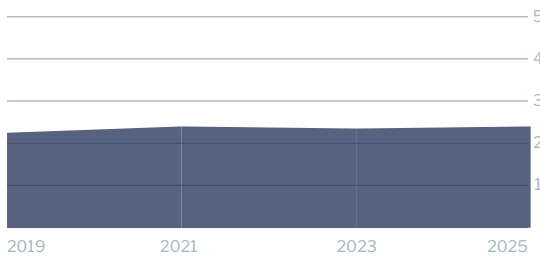
2.41



2.45 Coastal 1.95 Flag 2.67 Port 2.58 General

IUU score trends

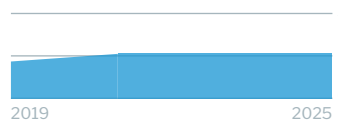
2023 - 2025 change ▲ 0.04




Coastal score trends — 0



Port score trends — 0



Flag score trends ▲ 0.20



General score trends ▼ 0.05



Note: Higher scores closer to 5, and ranks closer to 1, indicate worse/poor performance. Green or red arrows show change in 2025 compared to 2023

Coastal score **2.45** — 0

Coastal score by vulnerability **3.00** — 0

Related Indicators	2025	2023	2023-2025 change	2021
Size of EEZ	3.0	3.0	— 0	3.0
Agreement over all maritime boundaries	5.0*	5.0	— 0	5.0
Dependency on fish for protein	1.0	1.0	— 0	1.0
Authorise foreign vessels to operate in EEZ	not available	not available		not available

* indicates that scores from an older version of the Index have been used due to 2025 data not being available.

Coastal score by prevalence **2.60** — 0

Has MSC-certified fisheries	5.0	5.0	— 0	5.0
Views of MCS practitioners on coastal compliance incidents	1.0	1.0	— 0	1.0

Coastal score by response **1.00** — 0

Coastal State is contracting party or cooperating non-contracting party to all relevant RFMOs	1.0	1.0	— 0	1.0
Operate a national VMS/FMC centre	not available	not available		not available



Flag score 1.95 ▲ 0.20

Flag score by vulnerability 1.00 – 0

Related Indicators	2025	2023	2023-2025 change	2021
Distant water vessels on RFMO RAVs	1.0	1.0	– 0	1.0
Distant water vessels under several RFMOs	not available	not applicable		not applicable

Flag score by prevalence 1.67 – 0

Vessels on IUU lists	3.0	3.0	– 0	3.0
View of fisheries observers on flag state compliance incidents	1.0	1.0	– 0	1.0
Views of MCS practitioners on flag state compliance incidents	1.0	1.0	– 0	1.0

Flag score by response 2.63 ▲ 0.50

Accepted FAO Compliance Agreement	not available	not applicable		not applicable
Registered vessels with foreign or unknown ownership	3.0	2.0	▲ 1.0	3.0
Provision of vessel data for inclusion in Global Record	5.0	5.0	– 0	5.0
Compliance with RFMO flag state obligations	2.0	1.0	▲ 1.0	2.0
Flag State is contracting party or cooperating non-contracting party to all relevant RFMOs	1.0	1.0	– 0	1.0

Indicator “Authorised vessel data provided to FAO HSVAR” used in 2019 was changed to “Registered vessels with foreign or unknown ownership” from 2021.

Port score 2.67 – 0

Port score by vulnerability 3.50 – 0

Related Indicators	2025	2023	2023-2025 change	2021
Number of fishing ports	2.0*	2.0	– 0	2.0
Port visits by foreign fishing or carrier vessels	5.0*	5.0	– 0	5.0

Port score by prevalence 1.00 – 0

Views of MCS practitioners on port compliance incidents	1.0	1.0	– 0	1.0
View of fisheries observers on port compliance incidents	1.0	1.0	– 0	1.0

* Indicates that scores from an older version of the Index have been used due to 2025 data not being available.

Port score by response 3.50 – 0

Related Indicators	2025	2023	2023-2025 change	2021
Party to the PSMA	5.0	5.0	– 0	5.0
Designated ports specified for entry by foreign vessels	5.0*	5.0	– 0	5.0
Compliance with RFMO port state obligations	1.0	1.0	– 0	1.0

* indicates that scores from an older version of the Index have been used due to 2025 data not being available.

General score 2.58 ▼ 0.05

General score by vulnerability 3.00 ▼ 0.11

Related Indicators	2025	2023	2019-2021 change	2021
Trade balance for fisheries products	4.0	5.0	▼ 1.0	5.0
Share of global imports	1.0	1.0	– 0	1.0
Perception of levels of corruption	4.0	4.0	– 0	4.0
Gross national income per capita	4.0	4.0	– 0	4.0
Volume of catches	1.0	1.0	– 0	1.0

General score by prevalence 1.00 – 0

Carded' under the EU IUU Regulation	1.0	1.0	– 0	1.0
Identified' by NOAA for IUU fishing	1.0	1.0	– 0	1.0
Mentions of IUU fishing in media reports	1.0	1.0	– 0	1.0

General score by response 3.50 – 0

Mandatory vessel tracking for commercial seagoing fleet	not available	not available		not available
Demand for MSC products	5.0	5.0	– 0	5.0
Ratification/accession of UNCLOS Convention	1.0	1.0	– 0	1.0
Ratification/accession of UNFSA	5.0	5.0	– 0	5.0
Mentions in media reports to combatting IUU fishing	5.0	5.0	– 0	5.0
Have a NPOA-IUU	not available	not available		not available
Market State is contracting party or cooperating non-contracting party to relevant RFMOs	1.0	1.0	– 0	1.0