

2025 Country profile

Ireland


World ranking
142 of 152 countries ▼ 1

Europe ranking
22 of 31 countries ▲ 1

East Atlantic ranking
34 of 41 countries ▲ 3

2025
IUU
Score

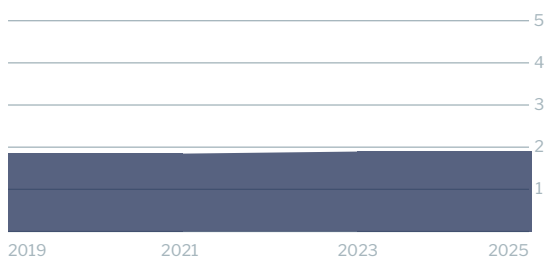
1.90



2.06 **1.71** **2.00** **1.93**
Coastal Flag Port General

IUU score trends

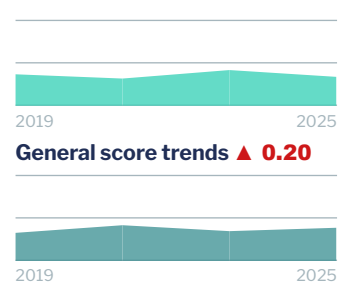
2023 - 2025 change ▼ -0.01



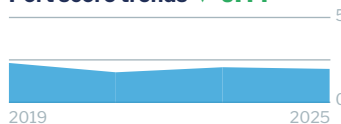
Coastal score trends ▲ 0.43



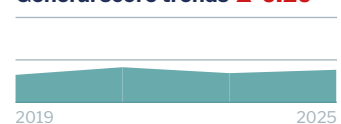
Flag score trends ▼ 0.37



Port score trends ▼ 0.11



General score trends ▲ 0.20



Note: Higher scores closer to 5, and ranks closer to 1, indicate worse/poor performance. Green or red arrows show change in 2025 compared to 2023

Coastal score **2.06** ▲ 0.43

Coastal score by vulnerability **3.50** ▲ 1.17

Related Indicators	2025	2023	2023-2025 change	2021
Size of EEZ	4.0	4.0	— 0	4.0
Agreement over all maritime boundaries	1.0	1.0	— 0	1.0
Dependency on fish for protein	2.0	3.0	▼ 1.0	3.0
Authorise foreign vessels to operate in EEZ	5.0	1.0	▲ 4.0	1.0

Coastal score by prevalence **1.40** — 0

Has MSC-certified fisheries	2.0	2.0	— 0	3.0
Views of MCS practitioners on coastal compliance incidents	1.0	1.0	— 0	2.0

Coastal score by response **1.00** — 0

Coastal State is contracting party or cooperating non-contracting party to all relevant RFMOs	1.0	1.0	— 0	1.0
Operate a national VMS/FMC centre	1.0	1.0	— 0	1.0

Flag score 1.71 ▼ **0.37**


Flag score by vulnerability 3.00 ▼ **0.50**

Related Indicators	2025	2023	2023-2025 change	2021
Distant water vessels on RFMO RAVs	5.0	5.0	— 0	4.0
Distant water vessels under several RFMOs	1.0	2.0	▼ 1.0	2.0

Flag score by prevalence 1.33 — 0

Vessels on IUU lists	1.0	1.0	— 0	1.0
View of fisheries observers on flag state compliance incidents	1.0	1.0	— 0	1.0
Views of MCS practitioners on flag state compliance incidents	2.0	2.0	— 0	1.0

Flag score by response 1.22 ▼ **0.67**

Accepted FAO Compliance Agreement	1.0	1.0	— 0	1.0
Registered vessels with foreign or unknown ownership 	3.0	3.0	— 0	3.0
Provision of vessel data for inclusion in Global Record	1.0	1.0	— 0	1.0
Compliance with RFMO flag state obligations	1.0	3.0	▼ 2.0	1.0
Flag State is contracting party or cooperating non-contracting party to all relevant RFMOs	1.0	1.0	— 0	1.0

 Indicator “Authorised vessel data provided to FAO HSVAR” used in 2019 was changed to “Registered vessels with foreign or unknown ownership” from 2021.

Port score 2.00 ▼ **0.11**

Port score by vulnerability 2.50 ▼ **2.00**

Related Indicators	2025	2023	2023-2025 change	2021
Number of fishing ports	4.0	4.0	— 0	4.0
Port visits by foreign fishing or carrier vessels	1.0	5.0	▼ 4.0	5.0

Port score by prevalence -

Views of MCS practitioners on port compliance incidents	not available	1.0		1.0
View of fisheries observers on port compliance incidents	not available	1.0		1.0

Port score by response 1.75 – 0

Related Indicators	2025	2023	2023-2025 change	2021
Party to the PSMA	1.0	1.0	– 0	1.0
Designated ports specified for entry by foreign vessels	1.0	1.0	– 0	1.0
Compliance with RFMO port state obligations	3.0	3.0	– 0	1.0

General score 1.93 ▲ 0.20

General score by vulnerability 1.44 – 0

Related Indicators	2025	2023	2019-2021 change	2021
Trade balance for fisheries products	2.0	2.0	– 0	2.0
Share of global imports	1.0	1.0	– 0	1.0
Perception of levels of corruption	2.0	2.0	– 0	4.0
Gross national income per capita	1.0	1.0	– 0	1.0
Volume of catches	1.0	1.0	– 0	1.0

General score by prevalence 1.86 ▲ 0.86

Carded' under the EU IUU Regulation	1.0	1.0	– 0	1.0
Identified' by NOAA for IUU fishing	1.0	1.0	– 0	1.0
Mentions of IUU fishing in media reports	3.0	1.0	▲ 2.0	2.0

General score by response 2.29 – 0

Mandatory vessel tracking for commercial seagoing fleet	1.0	1.0	– 0	1.0
Demand for MSC products	1.0	1.0	– 0	1.0
Ratification/accession of UNCLOS Convention	1.0	1.0	– 0	1.0
Ratification/accession of UNFSA	1.0	1.0	– 0	1.0
Mentions in media reports to combatting IUU fishing	4.0	4.0	– 0	5.0
Have a NPOA-IUU	5.0	5.0	– 0	5.0
Market State is contracting party or cooperating non-contracting party to relevant RFMOs	1.0	1.0	– 0	1.0