



2025 Country profile

Israel


World ranking
38 of 152 countries ▲ 3

Middle East ranking
7 of 15 countries ▼ 1

Mediterranean & Black Sea ranking
8 of 26 countries ▲ 1

2025 IUU Score

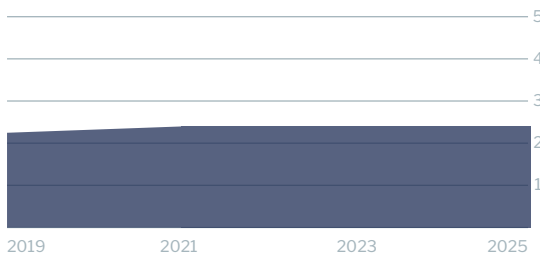
2.40



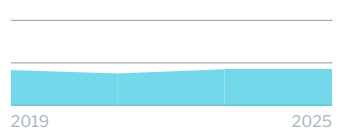
2.13 Coastal
1.75 Flag
2.78 Port
2.83 General

IUU score trends

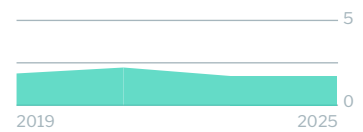
2023 - 2025 change ▲ 0.02



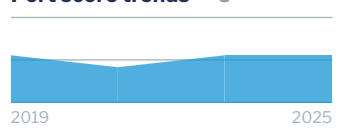
Coastal score trends — 0



Flag score trends — 0



Port score trends — 0



General score trends ▲ 0.06



Note: Higher scores closer to 5, and ranks closer to 1, indicate worse/poor performance. Green or red arrows show change in 2025 compared to 2023

Coastal score

2.13

— 0

Coastal score by vulnerability

2.00

— 0

Related Indicators

Size of EEZ

1.0

1.0

2023-2025 change

— 0

1.0

Agreement over all maritime boundaries

5.0*

5.0

— 0

5.0

Dependency on fish for protein

3.0

3.0

— 0

3.0

Authorise foreign vessels to operate in EEZ

1.0*

1.0

— 0

1.0

* indicates that scores from an older version of the Index have been used due to 2025 data not being available.

Coastal score by prevalence

2.60

— 0

Has MSC-certified fisheries

5.0

5.0

— 0

5.0

Views of MCS practitioners on coastal compliance incidents

1.0

1.0

— 0

1.0

Coastal score by response

1.80

— 0

Coastal State is contracting party or cooperating non-contracting party to all relevant RFMOs

3.0

3.0

— 0

1.0

Operate a national VMS/FMC centre

1.0*

1.0

— 0

1.0

* indicates that scores from an older version of the Index have been used due to 2025 data not being available.

Flag score 1.75 – 0


Flag score by vulnerability 1.00 – 0

Related Indicators	2025	2023	2023-2025 change	2021
Distant water vessels on RFMO RAVs	1.0	1.0	– 0	4.0
Distant water vessels under several RFMOs	1.0	1.0	– 0	1.0

Flag score by prevalence 1.00 – 0

Vessels on IUU lists	1.0	1.0	– 0	1.0
View of fisheries observers on flag state compliance incidents	1.0	1.0	– 0	1.0
Views of MCS practitioners on flag state compliance incidents	1.0	1.0	– 0	1.0

Flag score by response 3.00 – 0

Accepted FAO Compliance Agreement	5.0	5.0	– 0	5.0
Registered vessels with foreign or unknown ownership 	1.0	1.0	– 0	1.0
Provision of vessel data for inclusion in Global Record	5.0	5.0	– 0	5.0
Compliance with RFMO flag state obligations	3.0	3.0	– 0	4.0
Flag State is contracting party or cooperating non-contracting party to all relevant RFMOs	1.0	1.0	– 0	1.0

 Indicator “Authorised vessel data provided to FAO HSVAR” used in 2019 was changed to “Registered vessels with foreign or unknown ownership” from 2021.

Port score 2.78 – 0

Port score by vulnerability 4.00 – 0

Related Indicators	2025	2023	2023-2025 change	2021
Number of fishing ports	3.0*	3.0	– 0	2.0
Port visits by foreign fishing or carrier vessels	5.0*	5.0	– 0	1.0

Port score by prevalence 1.00 – 0

Views of MCS practitioners on port compliance incidents	1.0	1.0	– 0	not applicable
View of fisheries observers on port compliance incidents	1.0	1.0	– 0	not applicable

* Indicates that scores from an older version of the Index have been used due to 2025 data not being available.

Port score by response 3.50 – 0

Related Indicators	2025	2023	2023-2025 change	2021
Party to the PSMA	5.0	5.0	– 0	not applicable
Designated ports specified for entry by foreign vessels	5.0*	5.0	– 0	1.0
Compliance with RFMO port state obligations	1.0	1.0	– 0	4.0

* indicates that scores from an older version of the Index have been used due to 2025 data not being available.

General score 2.83 ▲ 0.06

General score by vulnerability 1.78 – 0

Related Indicators	2025	2023	2019-2021 change	2021
Trade balance for fisheries products	5.0	5.0	– 0	5.0
Share of global imports	1.0	1.0	– 0	1.0
Perception of levels of corruption	2.0	2.0	– 0	3.0
Gross national income per capita	1.0	1.0	– 0	1.0
Volume of catches	1.0	1.0	– 0	1.0

General score by prevalence 1.00 – 0

Carded' under the EU IUU Regulation	1.0	1.0	– 0	1.0
Identified' by NOAA for IUU fishing	1.0	1.0	– 0	1.0
Mentions of IUU fishing in media reports	1.0	1.0	– 0	1.0

General score by response 4.43 ▲ 0.14

Mandatory vessel tracking for commercial seagoing fleet	5.0*	5.0	– 0	5.0
Demand for MSC products	5.0	4.0	▲ 1.0	5.0
Ratification/accession of UNCLOS Convention	5.0	5.0	– 0	5.0
Ratification/accession of UNFSA	5.0	5.0	– 0	5.0
Mentions in media reports to combatting IUU fishing	5.0	5.0	– 0	5.0
Have a NPOA-IUU	5.0*	5.0	– 0	5.0
Market State is contracting party or cooperating non-contracting party to relevant RFMOs	1.0	1.0	– 0	1.0

* indicates that scores from an older version of the Index have been used due to 2025 data not being available.