

2025 Country profile

# Russia

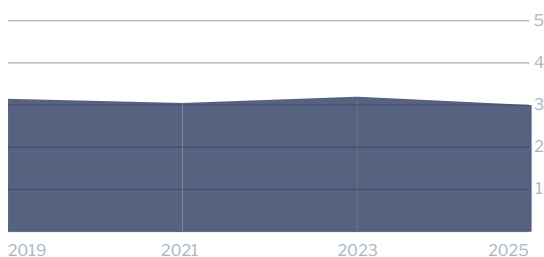
**World ranking**  
3 of 152 countries ▼ 1

**Europe ranking**  
1 of 31 countries

**East Atlantic ranking**  
1 of 41 countries

**Western Pacific ranking**  
2 of 29 countries

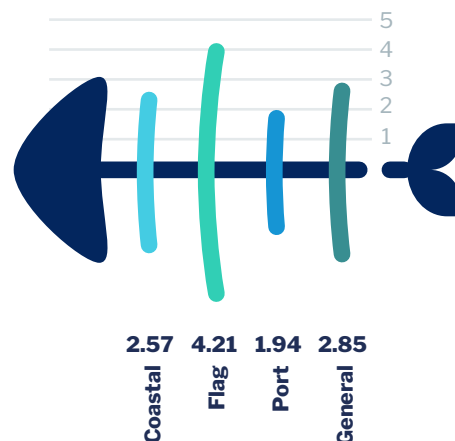
**IIU score trends**  
2023 - 2025 change ▼ 0.21



Note: Higher scores closer to 5, and ranks closer to 1, indicate worse/poor performance. Green or red arrows show change in 2025 compared to 2023

2025  
IIU  
Score

**3.00**



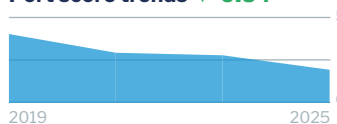
**Coastal score trends — 0**




**Flag score trends ▼ 0.12**



**Port score trends ▼ 0.84**



**General score trends ▲ 0.04**



**Coastal score** **2.57** — 0

**Coastal score by vulnerability** **4.50** — 0

Related Indicators	2025	2023	2023-2025 change	2021
Size of EEZ	5.0	5.0	— 0	5.0
Agreement over all maritime boundaries	5.0*	5.0	— 0	5.0
Dependency on fish for protein	3.0	3.0	— 0	3.0
Authorise foreign vessels to operate in EEZ	not available	not available		not available

\* indicates that scores from an older version of the Index have been used due to 2025 data not being available.

**Coastal score by prevalence** **1.00** — 0

Related Indicators	2025	2023	2023-2025 change	2021
Has MSC-certified fisheries	1.0	1.0	— 0	1.0
Views of MCS practitioners on coastal compliance incidents	1.0	1.0	— 0	1.0

**Coastal score by response** **2.60** — 0

Related Indicators	2025	2023	2023-2025 change	2021
Coastal State is contracting party or cooperating non-contracting party to all relevant RFMOs	5.0	5.0	— 0	3.0
Operate a national VMS/FMC centre	1.0*	1.0	— 0	1.0

\* indicates that scores from an older version of the Index have been used due to 2025 data not being available.



**Flag score** 4.21 ▼ 0.12

**Flag score by vulnerability** 4.50 ▼ 0.50

Related Indicators	2025	2023	2023-2025 change	2021
Distant water vessels on RFMO RAVs	4.0	5.0	▼ 1.0	4.0
Distant water vessels under several RFMOs	5.0	5.0	– 0	5.0

**Flag score by prevalence** 4.33 – 0

Vessels on IUU lists	5.0	5.0	– 0	3.0
View of fisheries observers on flag state compliance incidents	4.0	4.0	– 0	3.0
Views of MCS practitioners on flag state compliance incidents	4.0	4.0	– 0	4.0

**Flag score by response** 3.89 – 0

Accepted FAO Compliance Agreement	5.0	5.0	– 0	5.0
Registered vessels with foreign or unknown ownership	3.0	3.0	– 0	2.0
Provision of vessel data for inclusion in Global Record	5.0	5.0	– 0	5.0
Compliance with RFMO flag state obligations	5.0	5.0	– 0	5.0
Flag State is contracting party or cooperating non-contracting party to all relevant RFMOs	1.0	1.0	– 0	3.0

Indicator “Authorised vessel data provided to FAO HSVAR” used in 2019 was changed to “Registered vessels with foreign or unknown ownership” from 2021.

**Port score** 1.94 ▼ 0.84

**Port score by vulnerability** 4.50 – 0

Related Indicators	2025	2023	2023-2025 change	2021
Number of fishing ports	4.0*	4.0	– 0	4.0
Port visits by foreign fishing or carrier vessels	5.0*	5.0	– 0	5.0

**Port score by prevalence** 1.50 ▼ 0.50

Views of MCS practitioners on port compliance incidents	2.0	3.0	▼ 1.0	1.0
View of fisheries observers on port compliance incidents	1.0	1.0	– 0	1.0

\* Indicates that scores from an older version of the Index have been used due to 2025 data not being available.

## Port score by response 1.00 ▼ 1.50

Related Indicators	2025	2023	2023-2025 change	2021
Party to the PSMA	1.0	1.0	— 0	1.0
Designated ports specified for entry by foreign vessels	1.0*	5.0	▼ 4.0	5.0
Compliance with RFMO port state obligations	1.0	1.0	— 0	4.0

\* indicates that scores from an older version of the Index have been used due to 2025 data not being available.

## General score 2.85 ▲ 0.04

### General score by vulnerability 3.56 — 0

Related Indicators	2025	2023	2019-2021 change	2021
Trade balance for fisheries products	3.0	3.0	— 0	2.0
Share of global imports	3.0	3.0	— 0	3.0
Perception of levels of corruption	4.0	4.0	— 0	4.0
Gross national income per capita	2.0	2.0	— 0	2.0
Volume of catches	5.0	5.0	— 0	5.0

### General score by prevalence 2.57 ▼ 0.14

Carded' under the EU IUU Regulation	1.0	1.0	— 0	1.0
Identified' by NOAA for IUU fishing	5.0	4.0	▲ 1.0	1.0
Mentions of IUU fishing in media reports	2.0	3.0	▼ 1.0	4.0

### General score by response 2.45 ▲ 0.18

Mandatory vessel tracking for commercial seagoing fleet	1.0*	1.0	— 0	1.0
Demand for MSC products	5.0	4.0	▲ 1.0	4.0
Ratification/accession of UNCLOS Convention	1.0	1.0	— 0	1.0
Ratification/accession of UNFSA	1.0	1.0	— 0	1.0
Mentions in media reports to combatting IUU fishing	5.0	5.0	— 0	5.0
Have a NPOA-IUU	not available	not available		not available
Market State is contracting party or cooperating non-contracting party to relevant RFMOs	1.0	1.0	— 0	1.0