



2025 Country profile

Singapore


World ranking
51 of 152 countries ▲ 15

Asia ranking
14 of 20 countries ▼ 1

Western Pacific ranking
12 of 29 countries ▲ 3

2025 IUU Score

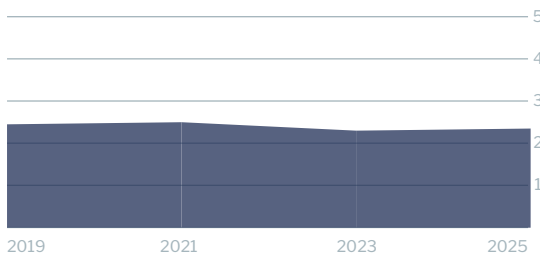
2.35



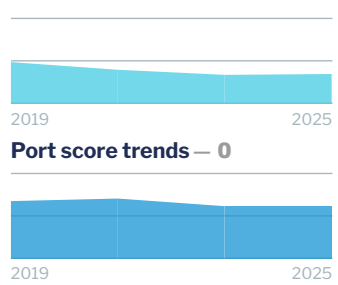
1.75 Coastal
1.79 Flag
3.11 Port
2.67 General

IUU score trends

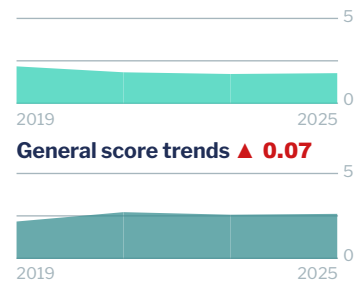
2023 - 2025 change ▲ 0.04



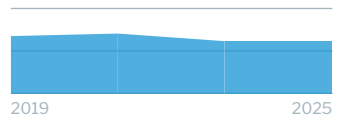
Coastal score trends ▲ 0.06




Flag score trends ▲ 0.04



Port score trends — 0



General score trends ▲ 0.07



Note: Higher scores closer to 5, and ranks closer to 1, indicate worse/poor performance. Green or red arrows show change in 2025 compared to 2023

Coastal score

1.75

▲ 0.06

Coastal score by vulnerability

1.33

▲ 0.16

Related Indicators	2025	2023	2023-2025 change	2021
Size of EEZ	1.0	1.0	— 0	1.0
Agreement over all maritime boundaries	1.0	1.0	— 0	1.0
Dependency on fish for protein	3.0	2.0	▲ 1.0	5.0
Authorise foreign vessels to operate in EEZ	1.0	1.0	— 0	1.0

Coastal score by prevalence

2.20

— 0

Has MSC-certified fisheries	4.0	4.0	— 0	5.0
Views of MCS practitioners on coastal compliance incidents	1.0	1.0	— 0	1.0

Coastal score by response

1.80

— 0

Coastal State is contracting party or cooperating non-contracting party to all relevant RFMOs	3.0	3.0	— 0	3.0
Operate a national VMS/FMC centre	1.0	1.0	— 0	1.0

Flag score 1.79 ▲ 0.04

Flag score by vulnerability 2.00 – 0

Related Indicators	2025	2023	2023-2025 change	2021
Distant water vessels on RFMO RAVs	1.0	1.0	– 0	1.0
Distant water vessels under several RFMOs	3.0	3.0	– 0	3.0

Flag score by prevalence 1.33 ▲ 0.33

Vessels on IUU lists	1.0	1.0	– 0	1.0
View of fisheries observers on flag state compliance incidents	1.0	1.0	– 0	1.0
Views of MCS practitioners on flag state compliance incidents	2.0	1.0	▲ 1.0	1.0

Flag score by response 2.11 ▼ 0.22

Accepted FAO Compliance Agreement	5.0	5.0	– 0	5.0
Registered vessels with foreign or unknown ownership 	1.0	3.0	▼ 2.0	3.0
Provision of vessel data for inclusion in Global Record	1.0	1.0	– 0	1.0
Compliance with RFMO flag state obligations	1.0	1.0	– 0	not applicable
Flag State is contracting party or cooperating non-contracting party to all relevant RFMOs	4.0	4.0	– 0	4.0

 Indicator “Authorised vessel data provided to FAO HSVAR” used in 2019 was changed to “Registered vessels with foreign or unknown ownership” from 2021.

Port score 3.11 – 0

Port score by vulnerability 4.00 – 0

Related Indicators	2025	2023	2023-2025 change	2021
Number of fishing ports	3.0	3.0	– 0	3.0
Port visits by foreign fishing or carrier vessels	5.0	5.0	– 0	5.0

Port score by prevalence 2.00 – 0

Views of MCS practitioners on port compliance incidents	3.0	3.0	– 0	3.0
View of fisheries observers on port compliance incidents	1.0	1.0	– 0	1.0

Port score by response 3.50 – 0

Related Indicators	2025	2023	2023-2025 change	2021
Party to the PSMA	5.0	5.0	– 0	5.0
Designated ports specified for entry by foreign vessels	5.0	5.0	– 0	5.0
Compliance with RFMO port state obligations	1.0	1.0	– 0	not applicable

General score 2.67 ▲ 0.07

General score by vulnerability 1.44 – 0

Related Indicators	2025	2023	2019-2021 change	2021
Trade balance for fisheries products	4.0	4.0	– 0	3.0
Share of global imports	2.0	2.0	– 0	2.0
Perception of levels of corruption	1.0	1.0	– 0	1.0
Gross national income per capita	1.0	1.0	– 0	1.0
Volume of catches	1.0	1.0	– 0	1.0

General score by prevalence 1.00 – 0

Carded' under the EU IUU Regulation	1.0	1.0	– 0	1.0
Identified' by NOAA for IUU fishing	1.0	1.0	– 0	1.0
Mentions of IUU fishing in media reports	1.0	1.0	– 0	1.0

General score by response 4.29 ▲ 0.15

Mandatory vessel tracking for commercial seagoing fleet	5.0	5.0	– 0	5.0
Demand for MSC products	4.0	4.0	– 0	4.0
Ratification/accession of UNCLOS Convention	1.0	1.0	– 0	1.0
Ratification/accession of UNFSA	5.0	5.0	– 0	5.0
Mentions in media reports to combatting IUU fishing	5.0	4.0	▲ 1.0	5.0
Have a NPOA-IUU	5.0	5.0	– 0	5.0
Market State is contracting party or cooperating non-contracting party to relevant RFMOs	3.0	3.0	– 0	5.0