



2025 Country profile

# Suriname


World ranking  
60 of 152 countries ▲ 17

South America ranking  
6 of 10 countries

West Atlantic ranking  
9 of 29 countries ▲ 5

2025 IUU Score

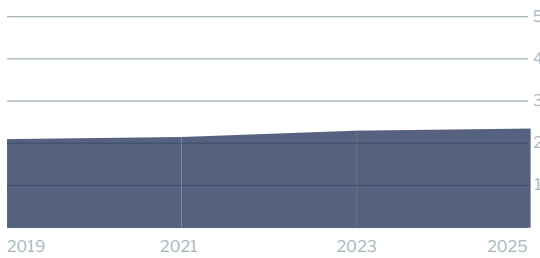
2.33



2.44 Coastal  
2.00 Flag  
2.89 Port  
2.20 General

IUU score trends

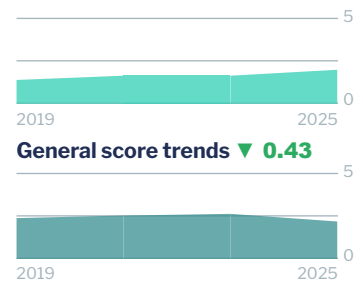
2023 - 2025 change ▲ 0.05



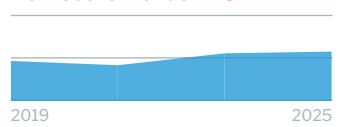
Coastal score trends ▲ 0.38




Flag score trends ▲ 0.37



Port score trends ▲ 0.11



General score trends ▼ 0.43



Note: Higher scores closer to 5, and ranks closer to 1, indicate worse/poor performance. Green or red arrows show change in 2025 compared to 2023

## Coastal score

2.44

▲ 0.38

## Coastal score by vulnerability

3.50

▲ 0.67

Related Indicators	2025	2023	2023-2025 change	2021
Size of EEZ	2.0	2.0	— 0	2.0
Agreement over all maritime boundaries	5.0	1.0	▲ 4.0	1.0
Dependency on fish for protein	2.0	2.0	— 0	2.0
Authorise foreign vessels to operate in EEZ	5.0	5.0	— 0	5.0

## Coastal score by prevalence

2.60

▲ 0.40

Has MSC-certified fisheries	5.0	4.0	▲ 1.0	4.0
Views of MCS practitioners on coastal compliance incidents	1.0	1.0	— 0	1.0

## Coastal score by response

1.00

— 0

Coastal State is contracting party or cooperating non-contracting party to all relevant RFMOs	1.0	1.0	— 0	1.0
Operate a national VMS/FMC centre	1.0	1.0	— 0	1.0

**Flag score** 2.00 ▲ 0.37


**Flag score by vulnerability** 1.50 ▲ 0.50

Related Indicators	2025	2023	2023-2025 change	2021
Distant water vessels on RFMO RAVs	2.0	1.0	▲ 1.0	1.0
Distant water vessels under several RFMOs	1.0	1.0	— 0	not applicable

**Flag score by prevalence** 1.00 — 0

Vessels on IUU lists	1.0	1.0	— 0	1.0
View of fisheries observers on flag state compliance incidents	1.0	1.0	— 0	1.0
Views of MCS practitioners on flag state compliance incidents	1.0	1.0	— 0	1.0

**Flag score by response** 3.33 ▲ 0.66

Accepted FAO Compliance Agreement	5.0	5.0	— 0	not applicable
Registered vessels with foreign or unknown ownership 	4.0	4.0	— 0	4.0
Provision of vessel data for inclusion in Global Record	5.0	5.0	— 0	5.0
Compliance with RFMO flag state obligations	3.0	1.0	▲ 2.0	not applicable
Flag State is contracting party or cooperating non-contracting party to all relevant RFMOs	1.0	1.0	— 0	1.0

 Indicator "Authorised vessel data provided to FAO HSVAR" used in 2019 was changed to "Registered vessels with foreign or unknown ownership" from 2021.

**Port score** 2.89 ▲ 0.11

**Port score by vulnerability** 4.50 ▲ 0.50

Related Indicators	2025	2023	2023-2025 change	2021
Number of fishing ports	4.0	3.0	▲ 1.0	3.0
Port visits by foreign fishing or carrier vessels	5.0	5.0	— 0	5.0

**Port score by prevalence** 1.00 — 0

Views of MCS practitioners on port compliance incidents	1.0	1.0	— 0	1.0
View of fisheries observers on port compliance incidents	1.0	1.0	— 0	1.0

## Port score by response 3.50 – 0

Related Indicators	2025	2023	2023-2025 change	2021
Party to the PSMA	5.0	5.0	– 0	5.0
Designated ports specified for entry by foreign vessels	5.0	5.0	– 0	1.0
Compliance with RFMO port state obligations	1.0	1.0	– 0	1.0

## General score 2.20 ▼ 0.43

### General score by vulnerability 2.78 ▼ 0.11

Related Indicators	2025	2023	2019-2021 change	2021
Trade balance for fisheries products	4.0	5.0	▼ 1.0	5.0
Share of global imports	1.0	1.0	– 0	1.0
Perception of levels of corruption	4.0	4.0	– 0	3.0
Gross national income per capita	3.0	3.0	– 0	3.0
Volume of catches	1.0	1.0	– 0	1.0

### General score by prevalence 1.00 – 0

Carded' under the EU IUU Regulation	1.0	1.0	– 0	1.0
Identified' by NOAA for IUU fishing	1.0	1.0	– 0	1.0
Mentions of IUU fishing in media reports	1.0	1.0	– 0	1.0

### General score by response 2.43 ▼ 0.86

Mandatory vessel tracking for commercial seagoing fleet	1.0	1.0	– 0	1.0
Demand for MSC products	5.0	5.0	– 0	5.0
Ratification/accession of UNCLOS Convention	1.0	1.0	– 0	1.0
Ratification/accession of UNFSA	5.0	5.0	– 0	5.0
Mentions in media reports to combatting IUU fishing	5.0	5.0	– 0	5.0
Have a NPOA-IUU	1.0	5.0	▼ 4.0	5.0
Market State is contracting party or cooperating non-contracting party to relevant RFMOs	1.0	1.0	– 0	1.0